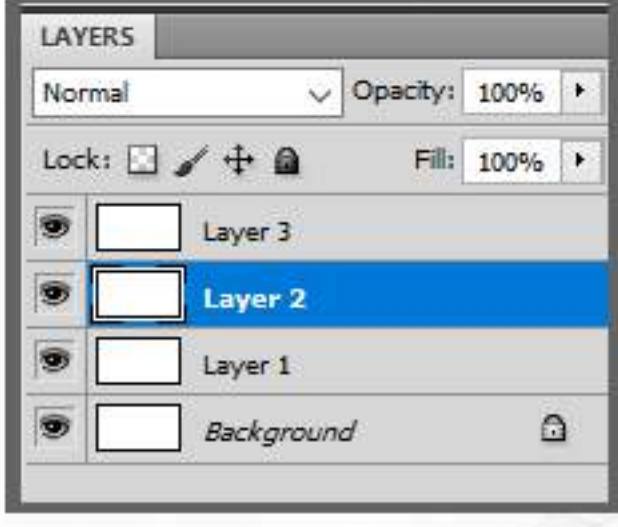


How to Use Photoshop for Creating Online Content

What Is Photoshop?

Adobe's Photoshop is a popular image creation software. The program can be used for a wide range of purposes, including photo editing, graphic design, video game design and more.

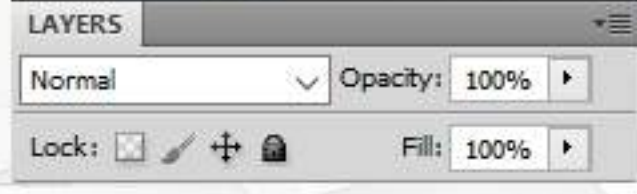
Photoshop is undoubtedly a powerful program. However, for newbies, it can also be overwhelming, since there are so many terms and tools to learn about if you're going to take full advantage of its capabilities. If you're just getting started with Photoshop, here are some key terms you should understand:



Layers

In Photoshop, images can be built with layers, which Adobe describes as being like "transparent sheets of glass." You can create an image on a clear layer and then place it on top of another. You can see through the transparent part of each layer to the layers that are below it.

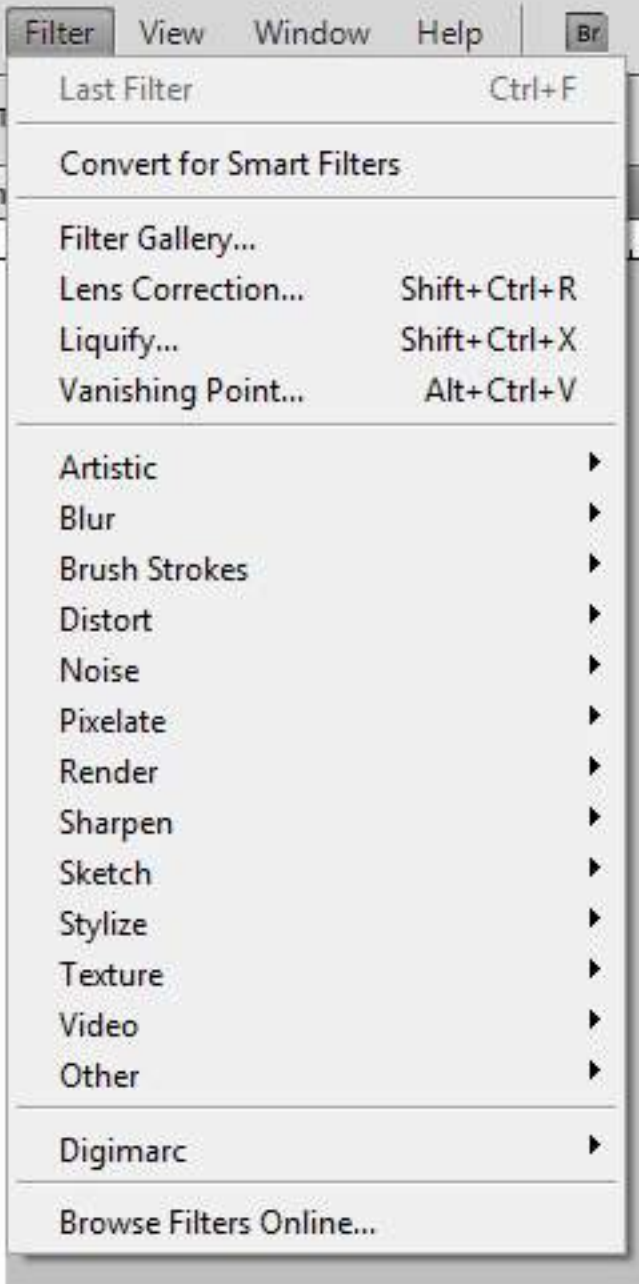
Opacity



Transparent layers in Photoshop are see-through. In contrast, opaque layers are ones that block light. Opacity is the extent to which something blocks light (something with opacity doesn't necessarily block all light). You can alter the opacity of objects like layers and filters in order to determine how much of an underlying image can be seen.

Filter

A Photoshop filter is an automated way to change the appearance of an image. Filters include preset effects that determine the level of noise, brightness, contrast, temperature, color balance, and more.



Layer Styles

Layer styles are ways to automatically add effects to a layer in a design. You can also copy a given layer's style to save time in applying it to the next.

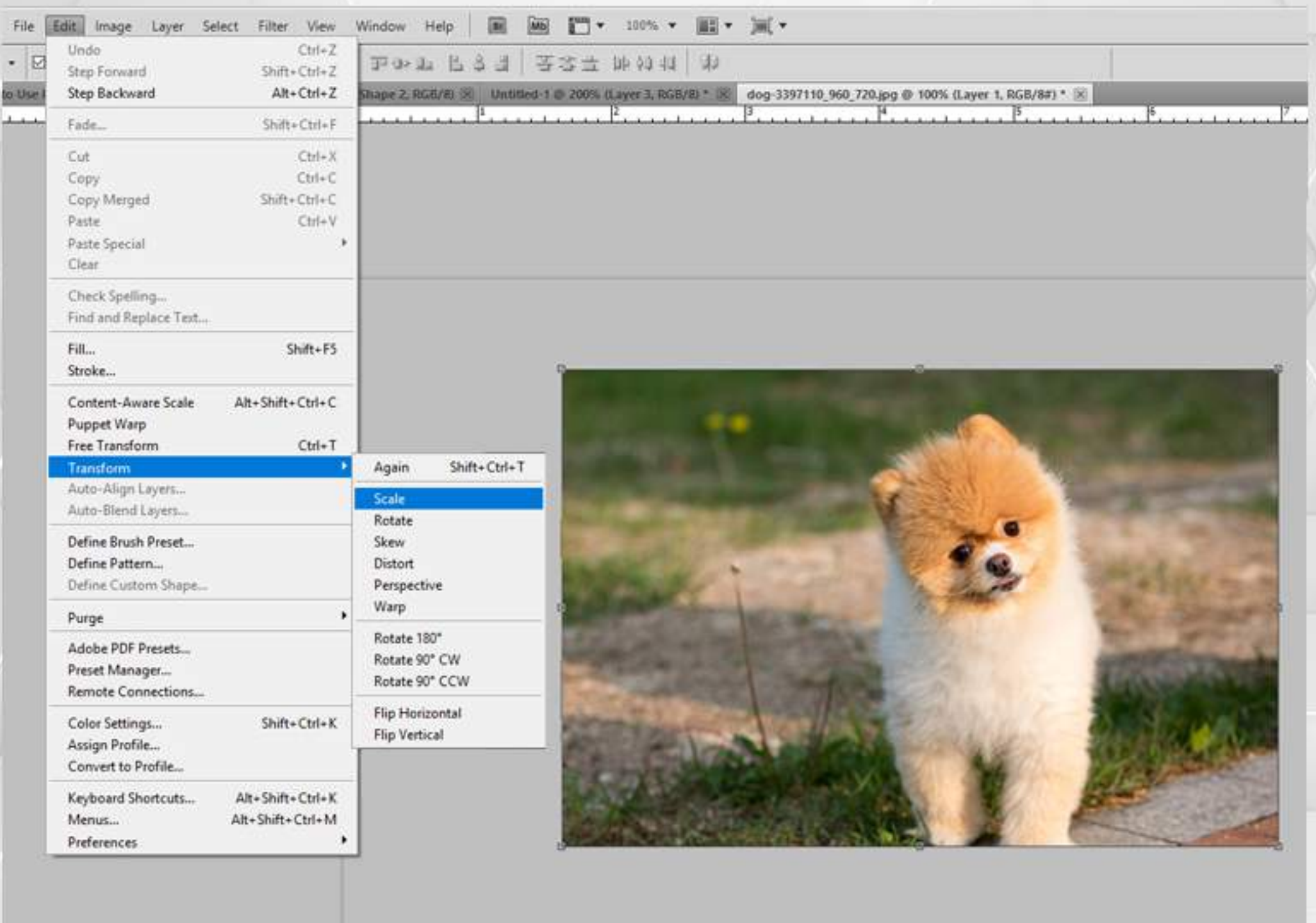


Resizing/Scaling

When you resize something in Photoshop, you change its dimensions. You can resize windows, canvases, and images. When you scale an image in Photoshop, you change its proportions, while maintaining their aspect ratio.

HOW TO SCALE AN IMAGE OR SELECTION

- Edit > Transform > Scale
- Edit > Free Transform > Scale
- Edit > Content-Aware Scale



Transform

When you transform something in Photoshop, you can rotate it, skew it, enlarge it, shrink it, scale it or change its perspective. You can transform layers, shapes, and selections.

HOW TO TRANSFORM AN IMAGE OR SELECTION

- Edit > Transform
- Edit > Free Transform

